



Jack Lifter

Cranes and forklift are not necessary.
Can be loaded onto a standard truck with a jack lifter without any assistance.

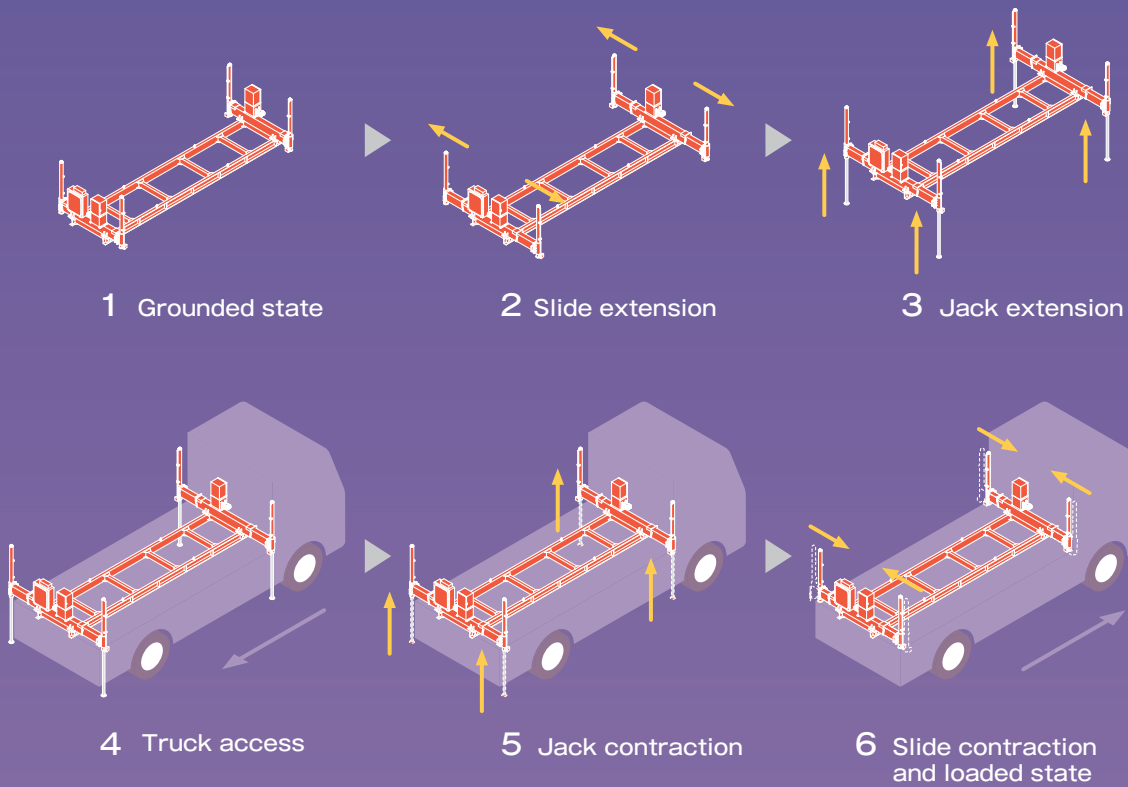
YJL4000

General Truck can move freely by attaching a jack lifter.
By equipping a showroom,storage warehouse or shelter with a jack lifter,
can be loaded onto a standard truck without assistance and moved around freely.

Jacks provide stable ground contact when loading and unloading,
even on uneven surfaces.
These self-supporting jacks are independent and adjustable, and they provide stable ground contact
for loading and unloading, even on uneven surfaces.

※A 200V generator is necessary. (please provide a generator yourself.)

product image illustration



Jack Lifter specifications

Model	YJL4000	Jack	Dimensions $\phi 75 \times \phi 60 \times 1350$ stroke Jack lateral direction manual slide stroke 525mm(one side)
Dimensions	When contraction(slide contraction/jack contraction) 6165mm(length) \times 2190mm(width) \times 1604(height) When extension (slide extension/jack extension) 6165mm(length) \times 3240mm(width) \times 2092(height)	Electric-hydraulic unit	Fully Enclosed Three-phase Induction Motor(Fan Shape) AC200V-0.75KW
		Hydraulic oil tank	Tank capacity 17.5L Effective oil amount 15.8L
		Control valve	A two-in-a-row electromagnetic switching valve DC24V specification
Device weight	1.205kg(Don't include the container's weight)	Control Box	Installed inside the stainless steel window cabinet
Load capacity	4,500kg~5000kg(Depend on flame length)	Jack remote controller	simple water-resistant type

※Specifications and performance are subject to change without notice.

Usage example



The truck will enter under the load that
is being lifted by the jack lifter.
Left page number 4




The jacks have been contracted, and
the load is now on the truck.
Left page number 5

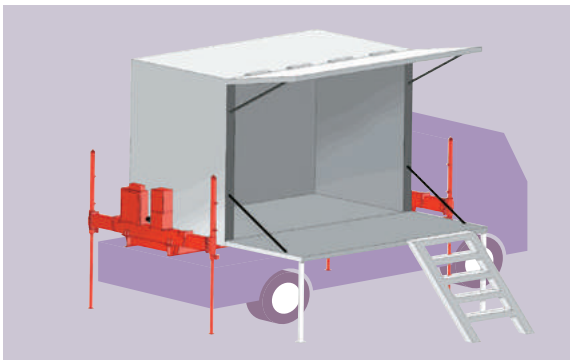


The slide is retracted and the loading
is complete.
Left page number 6

System configuration



Jack Lifter Prefab Installation Image



Jack Lifter Stage Installation Image

*System configuration diagram images may differ from actual products. *Optional configurations, such as the addition of a power switch, are available for the remote controller.
*Optional configurations not listed here, such as the addition of a remote control cable relay, are also available.